

# TeleNursing - Online Survey

Report (19.05.2023) - 252 responses

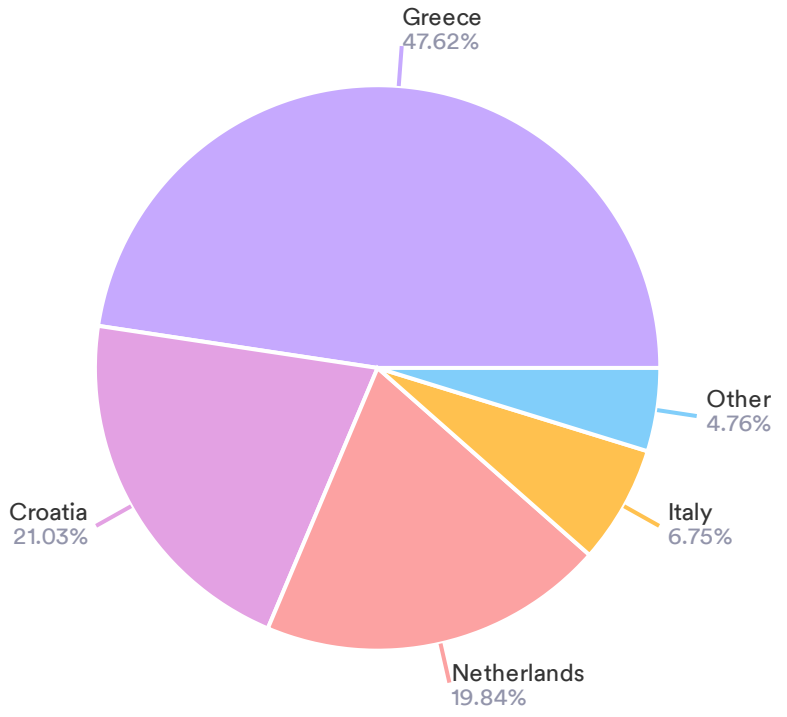


**Co-funded by  
the European Union**

Funded by the European Union. Views and opinions expressed are however those of the author(s) only and do not necessarily reflect those of the European Union or the European Education and Culture Executive Agency (EACEA). Neither the European Union nor EACEA can be held responsible for them.

## 1. Country

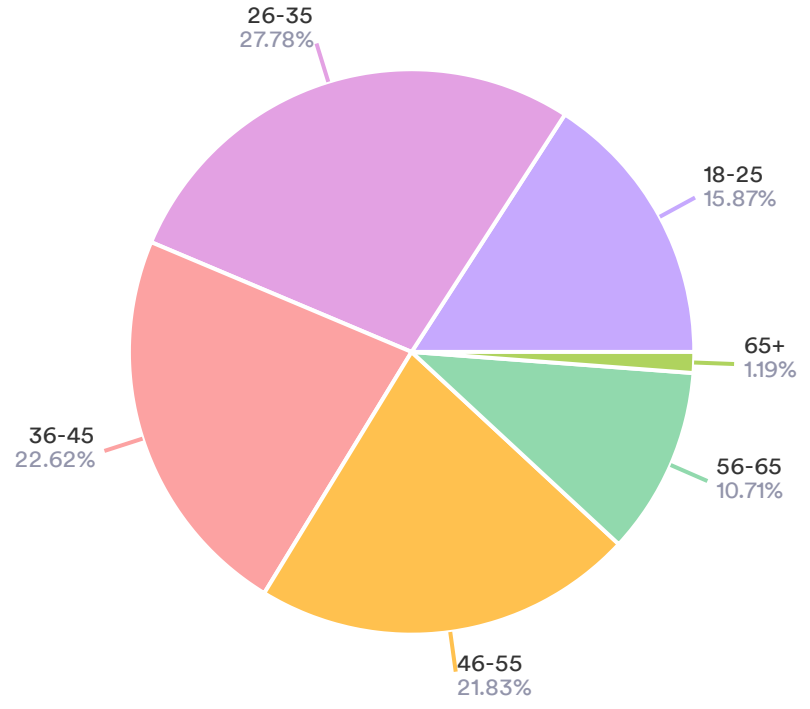
252 Responses



Data	Response	%
Greece	120	47.62%
Croatia	53	21.03%
Netherlands	50	19.84%
Italy	17	6.75%
Germany	0	0.00%
Belgium	0	0.00%
Other	12	4.76%

## 2. Age

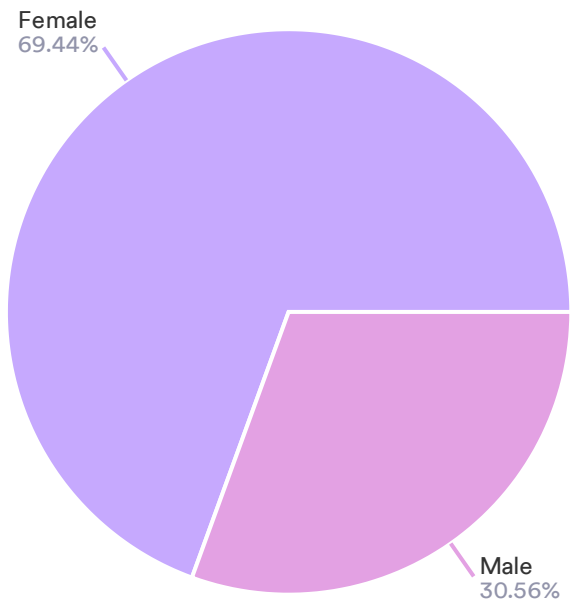
252 Responses



Data	Response	%
18-25	40	15.87%
26-35	70	27.78%
36-45	57	22.62%
46-55	55	21.83%
56-65	27	10.71%
65+	3	1.19%

### 3. Gender

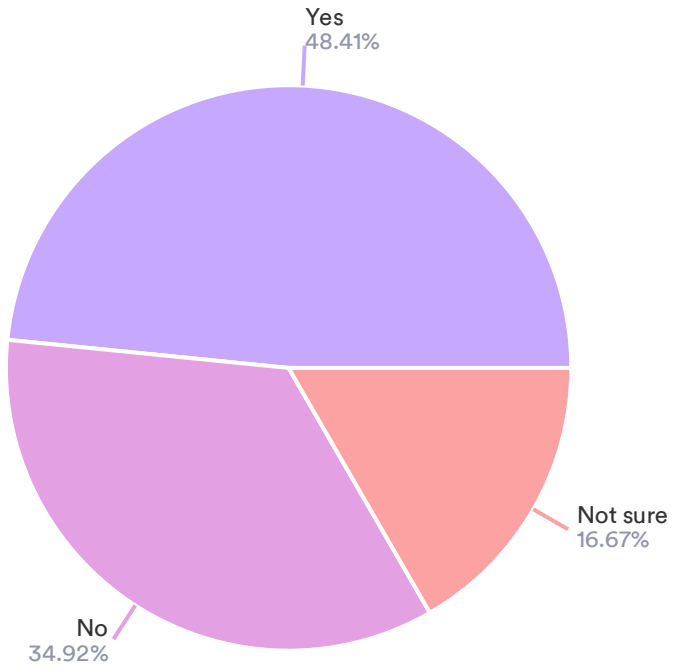
252 Responses



Data	Response	%
Female	175	69.44%
Male	77	30.56%
Prefer not to disclose	0	0.00%

## 5. Do you know Telecare practices?

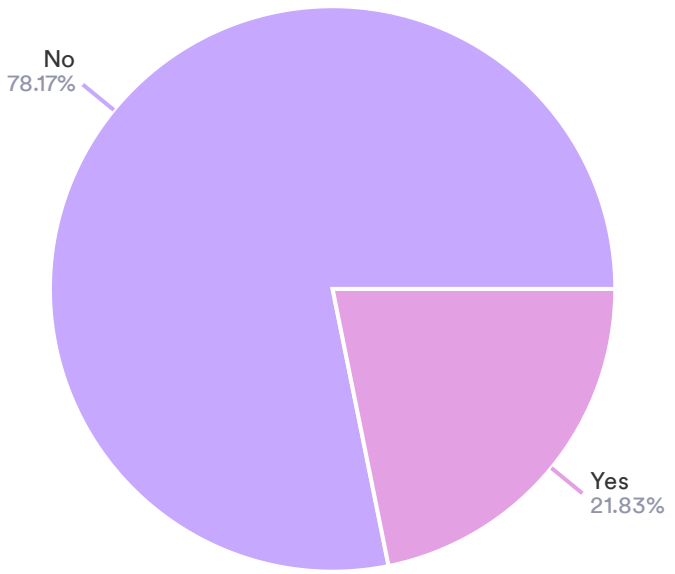
252 Responses



Data	Response	%
Yes	122	48.41%
No	88	34.92%
Not sure	42	16.67%

## 6. Have you ever used Telecare?

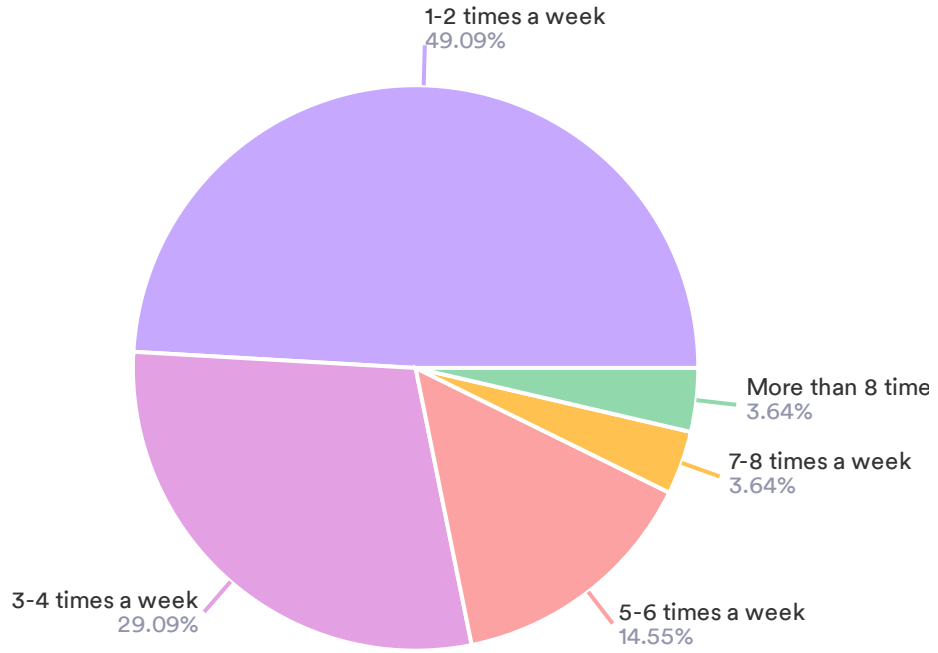
252 Responses



Data	Response	%
No	197	78.17%
Yes	55	21.83%

## 6.1. How often do you use Telecare?

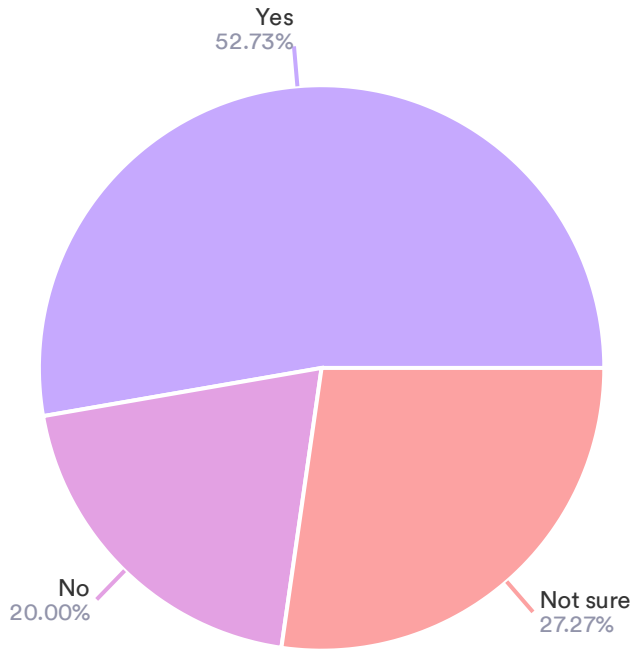
55 Responses- 197 Empty



Data	Response	%
1-2 times a week	27	49.09%
3-4 times a week	16	29.09%
5-6 times a week	8	14.55%
7-8 times a week	2	3.64%
More than 8 times a week	2	3.64%

## 6.2. Are you satisfied with the way you deliver Telecare to the patients?

55 Responses- 197 Empty

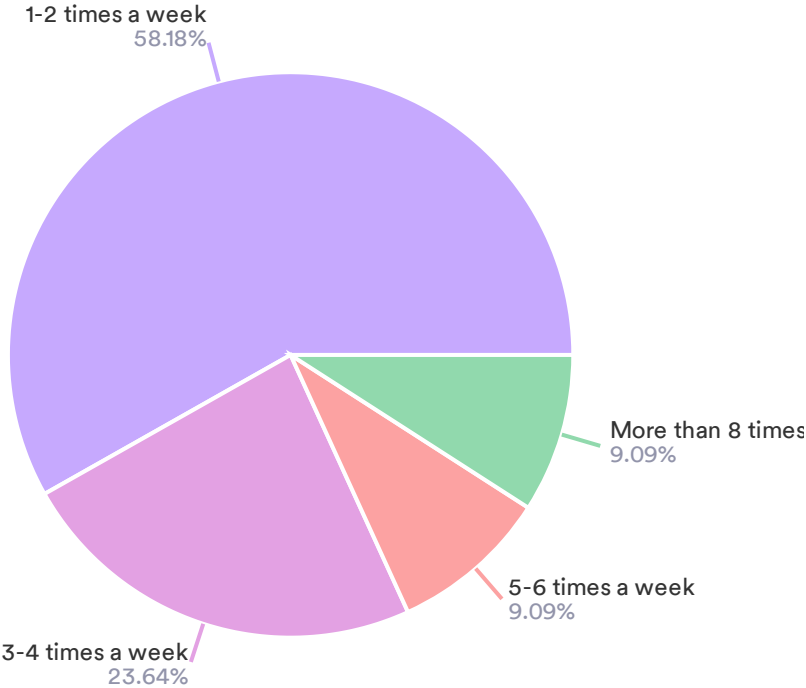


Data	Response	%
Yes	29	52.73%
No	11	20.00%
Not sure	15	27.27%



## 6.3. How often do you choose an alternative to Telecare?

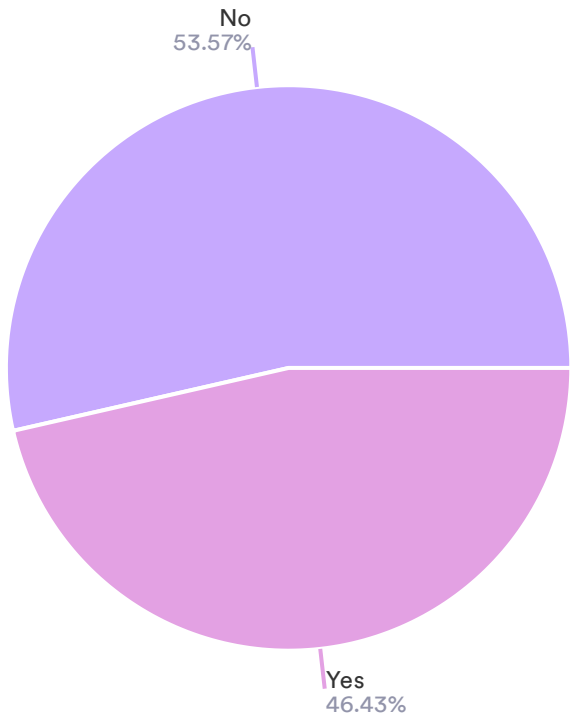
55 Responses- 197 Empty



Data	Response	%
1-2 times a week	32	58.18%
3-4 times a week	13	23.64%
5-6 times a week	5	9.09%
7-8 times a week	0	0.00%
More than 8 times a week	5	9.09%

## 7. Do you need help using Telecare?

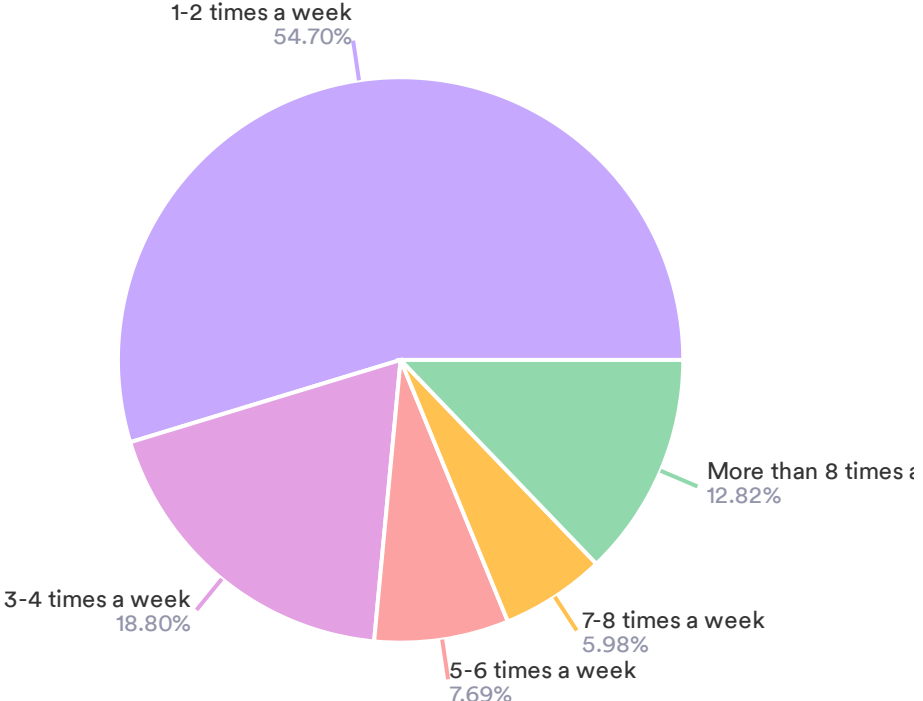
252 Responses



Data	Response	%
No	135	53.57%
Yes	117	46.43%

## 7.1. If yes, how often do you need help using Telecare?

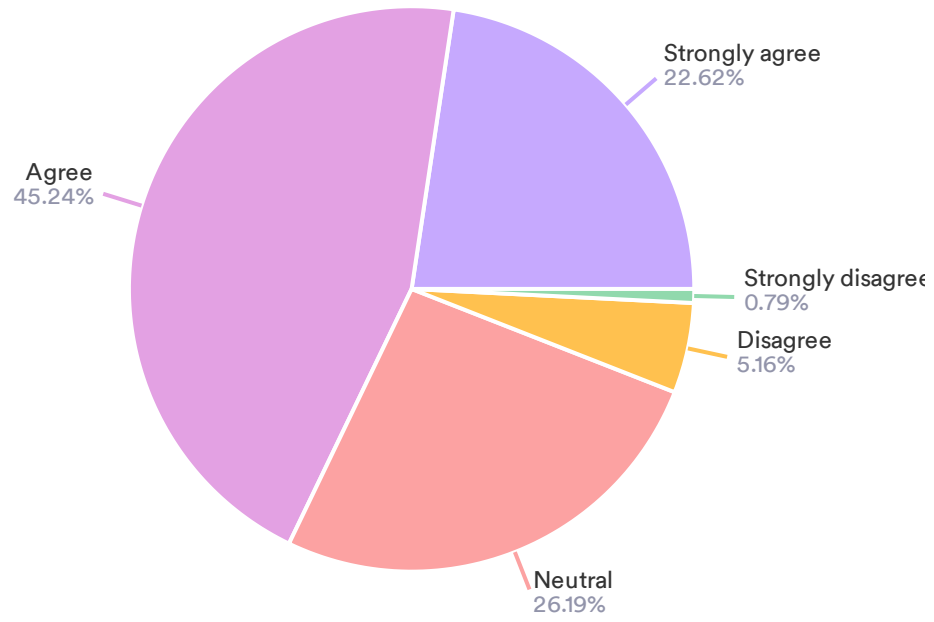
117 Responses- 135 Empty



Data	Response	%
1-2 times a week	64	54.70%
3-4 times a week	22	18.80%
5-6 times a week	9	7.69%
7-8 times a week	7	5.98%
More than 8 times a week	15	12.82%

## 8. I believe Telecare has an added value to my work

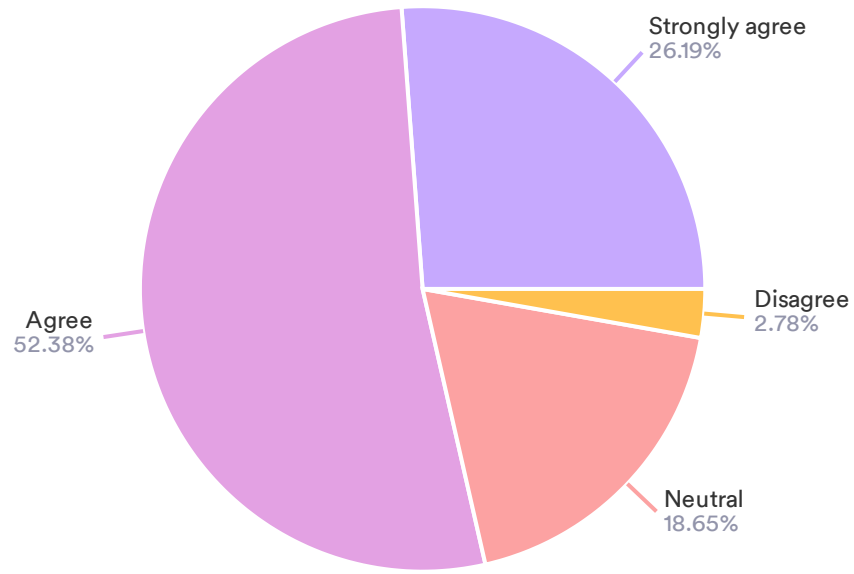
252 Responses



Data	Response	%
Strongly agree	57	22.62%
Agree	114	45.24%
Neutral	66	26.19%
Disagree	13	5.16%
Strongly disagree	2	0.79%

## 9. I believe Telecare is helpful for the patients

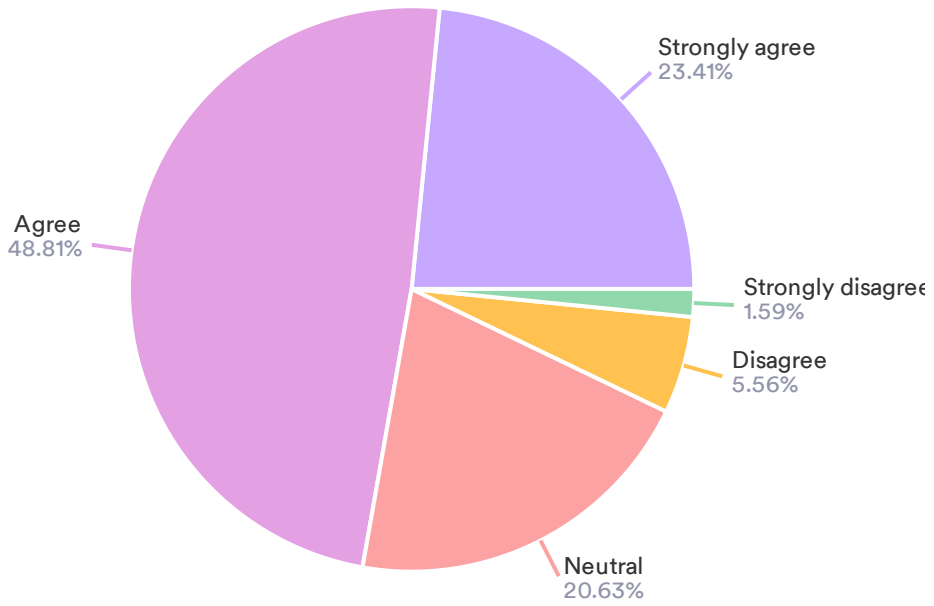
252 Responses



Data	Response	%
Strongly agree	66	26.19%
Agree	132	52.38%
Neutral	47	18.65%
Disagree	7	2.78%
Strongly disagree	0	0.00%

## 10. I can assist more patients using Telecare

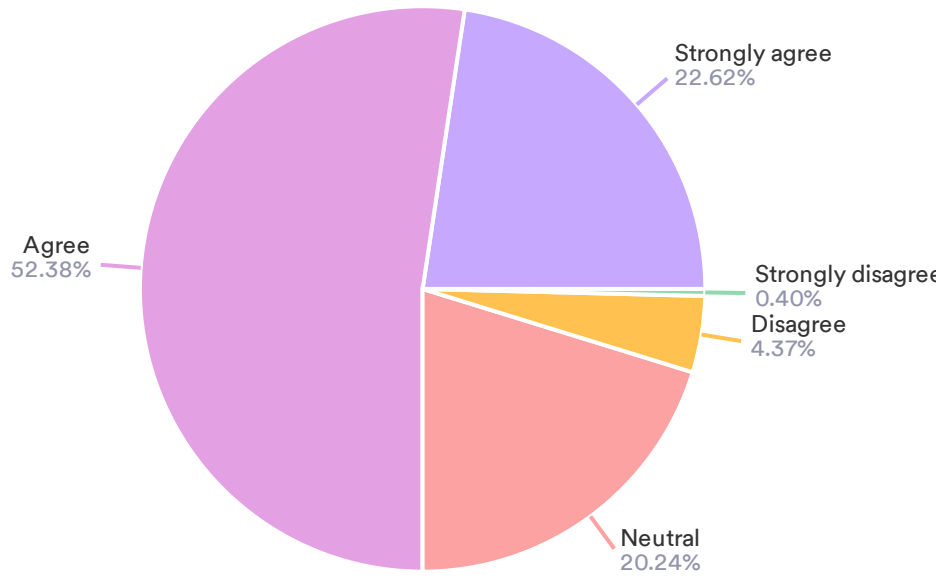
252 Responses



Data	Response	%
Strongly agree	59	23.41%
Agree	123	48.81%
Neutral	52	20.63%
Disagree	14	5.56%
Strongly disagree	4	1.59%

## 11. I believe that medical tests can be supported using Telecare

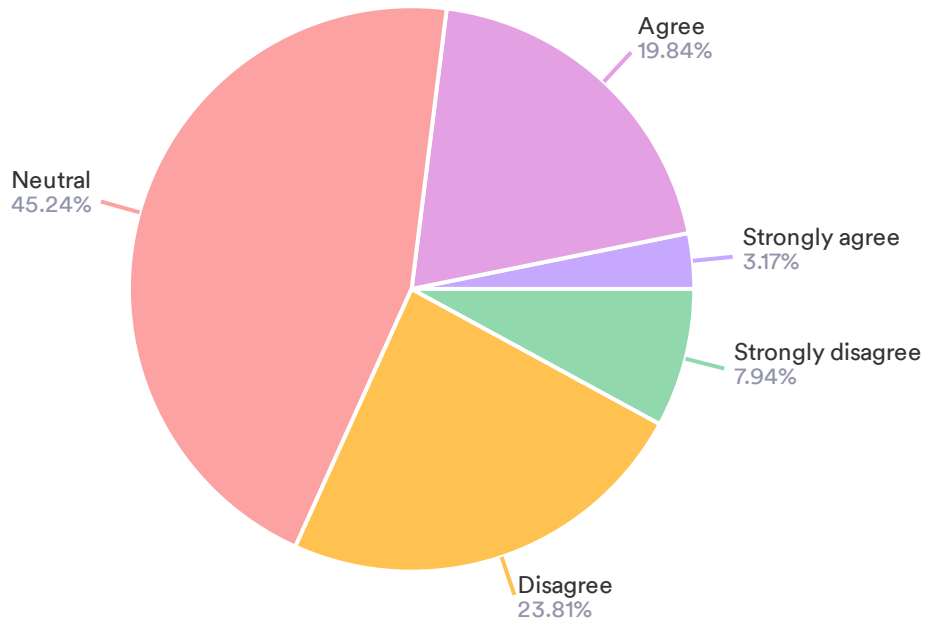
252 Responses



Data	Response	%
Strongly agree	57	22.62%
Agree	132	52.38%
Neutral	51	20.24%
Disagree	11	4.37%
Strongly disagree	1	0.40%

## 12. Telecare is difficult to employ

252 Responses

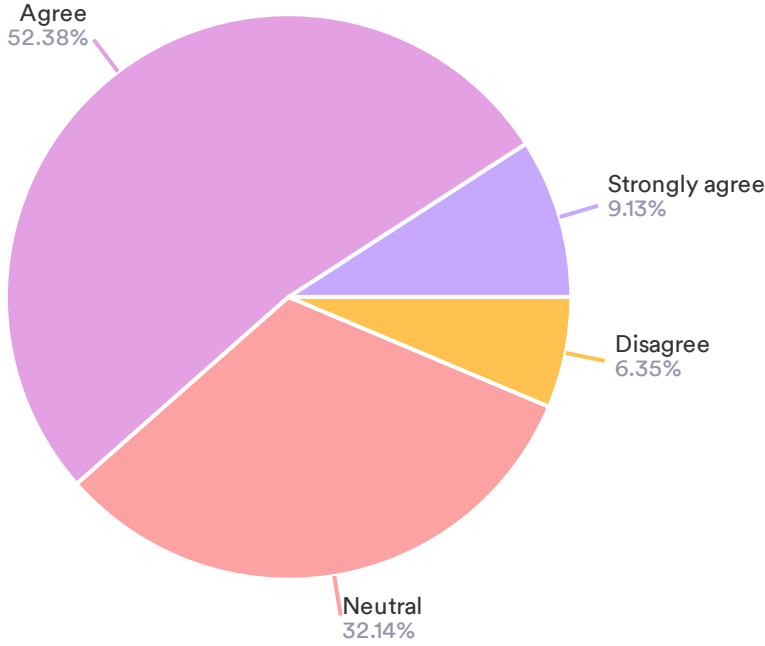


Data	Response	%
Strongly agree	8	3.17%
Agree	50	19.84%
Neutral	114	45.24%
Disagree	60	23.81%
Strongly disagree	20	7.94%



## 13. Telecare brings a lot of challenges with it

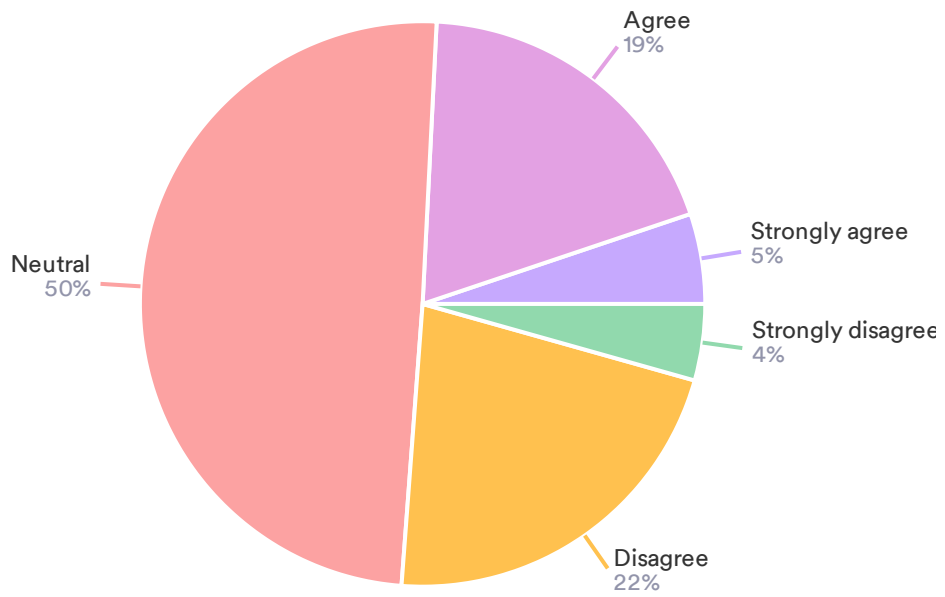
252 Responses



Data	Response	%
Strongly agree	23	9.13%
Agree	132	52.38%
Neutral	81	32.14%
Disagree	16	6.35%
Strongly disagree	0	0.00%

## 14. I prefer working with alternatives to Telecare

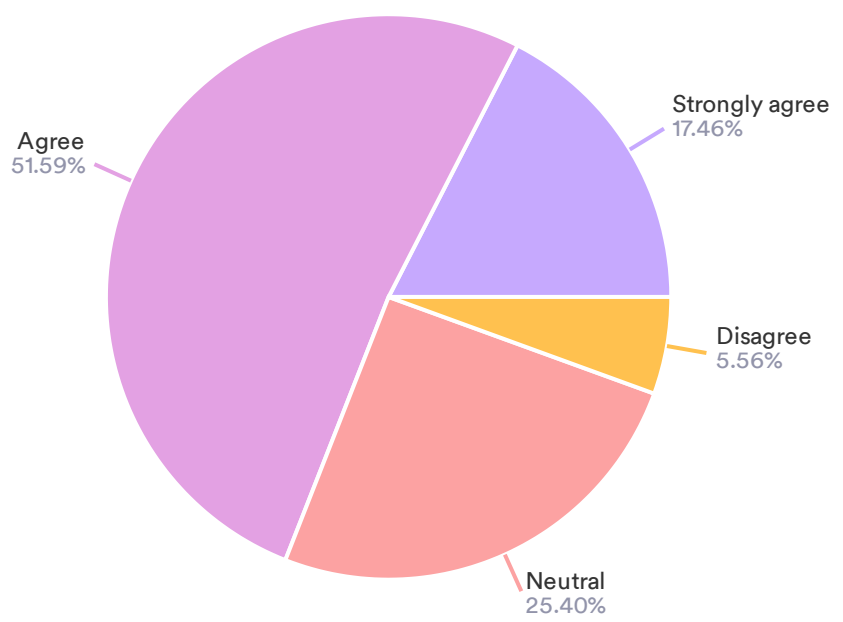
252 Responses



Data	Response	%
Strongly agree	13	5%
Agree	48	19%
Neutral	125	50%
Disagree	55	22%
Strongly disagree	11	4%

## 15. I believe Telecare will evolve into routine practice for healthcare

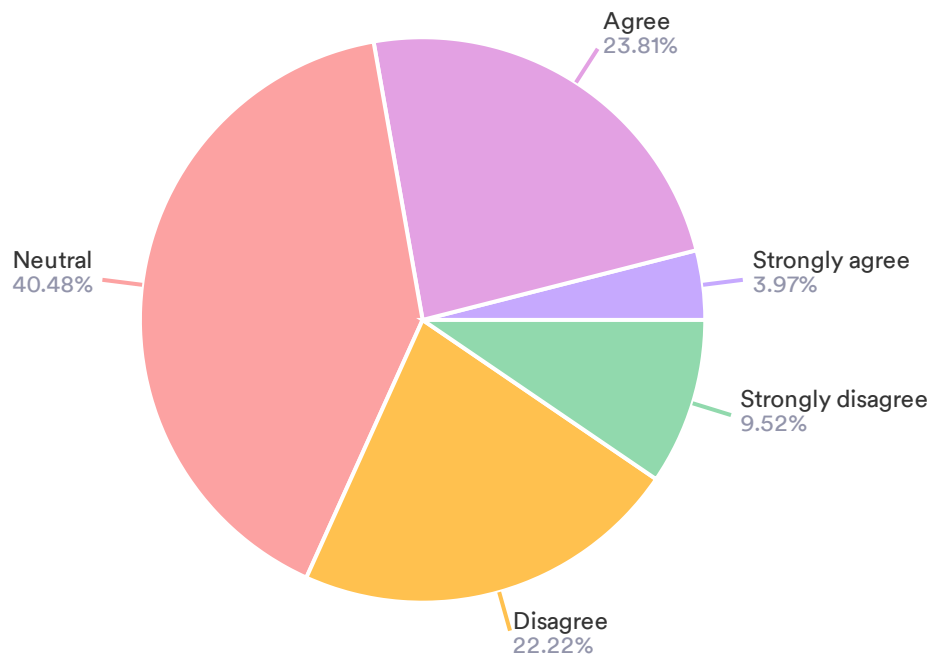
252 Responses



Data	Response	%
Strongly agree	44	17.46%
Agree	130	51.59%
Neutral	64	25.40%
Disagree	14	5.56%
Strongly disagree	0	0.00%

## 16. My organization supports the use of Telecare

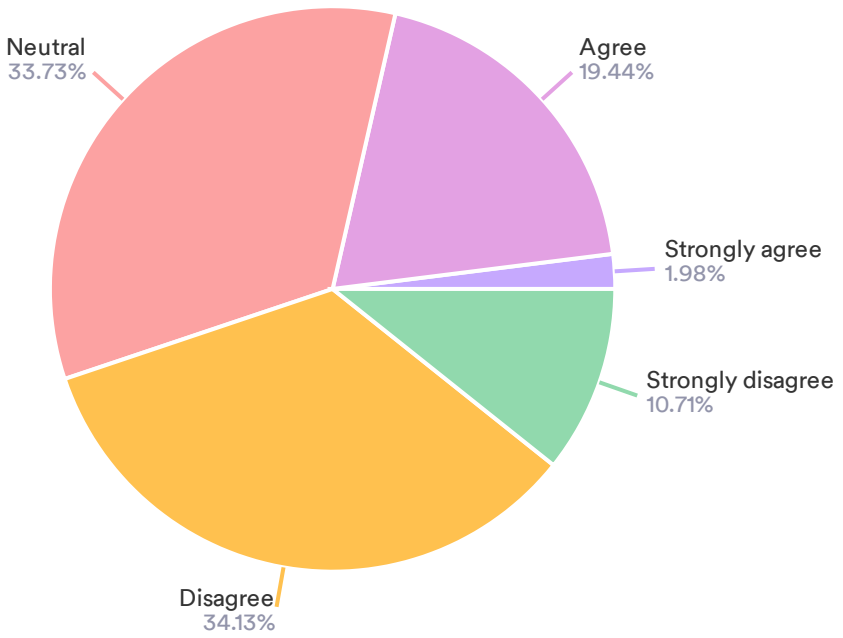
252 Responses



Data	Response	%
Strongly agree	10	3.97%
Agree	60	23.81%
Neutral	102	40.48%
Disagree	56	22.22%
Strongly disagree	24	9.52%

## 17. I have the means and resources to use Telecare

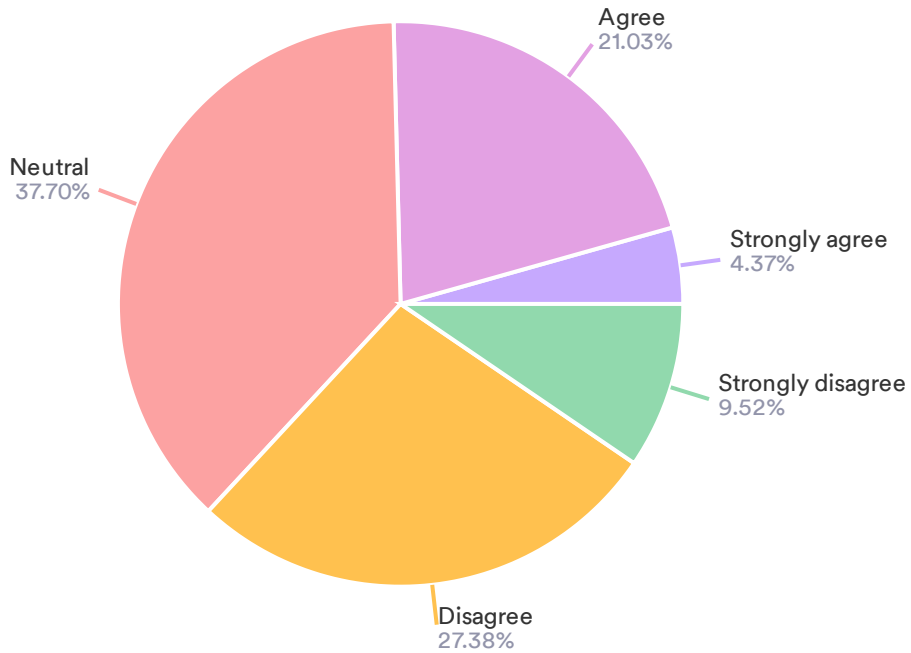
252 Responses



Data	Response	%
Strongly agree	5	1.98%
Agree	49	19.44%
Neutral	85	33.73%
Disagree	86	34.13%
Strongly disagree	27	10.71%

## 18. I have the technical skills to use Telecare

252 Responses



Data	Response	%
Strongly agree	11	4.37%
Agree	53	21.03%
Neutral	95	37.70%
Disagree	69	27.38%
Strongly disagree	24	9.52%

19. How well do you think you know how to use Telecare? [Rate from 1 (Not at all) to 5 (To a great extent)]

252 Responses



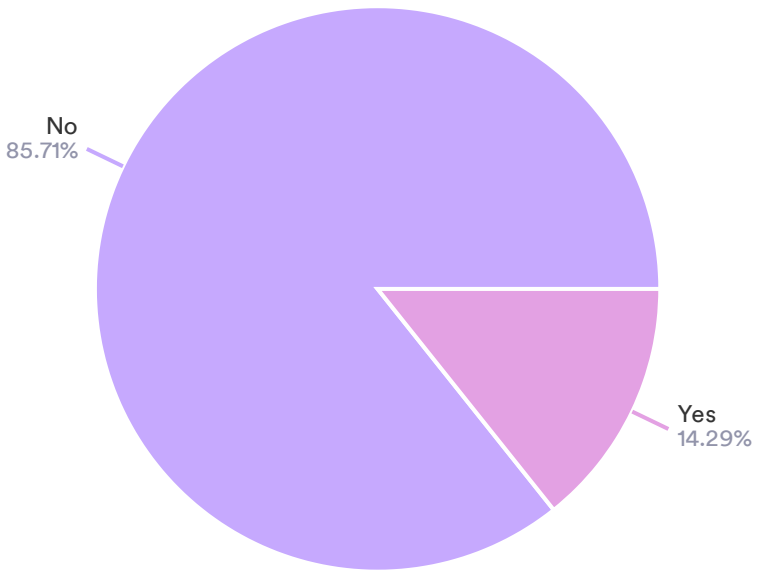
**2.19**  
Avg. Response

**252**  
Responses

Data	Response	%
★★★★★	7	2.78%
★★★★☆	35	13.89%
★★★☆☆	56	22.22%
★★★☆☆	54	21.43%
★☆☆☆☆	100	39.68%

## 20. Did you receive training for the use of Telecare?

252 Responses

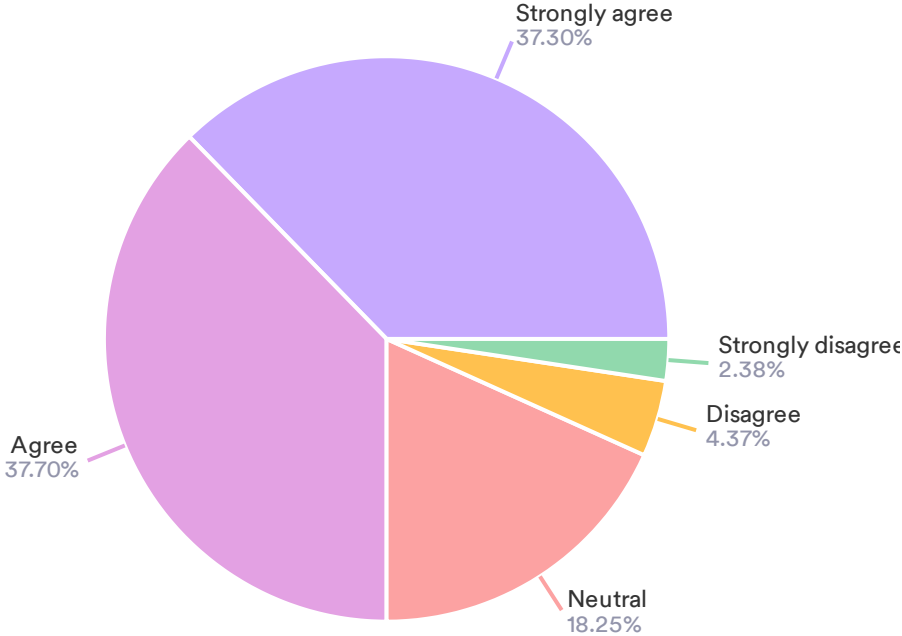


Data	Response	%
No	216	85.71%
Yes	36	14.29%



## 21. I am willing to be trained on using Telecare solutions

252 Responses



Data	Response	%
Strongly agree	94	37.30%
Agree	95	37.70%
Neutral	46	18.25%
Disagree	11	4.37%
Strongly disagree	6	2.38%

# Thank you!



**Co-funded by  
the European Union**

Funded by the European Union. Views and opinions expressed are however those of the author(s) only and do not necessarily reflect those of the European Union or the European Education and Culture Executive Agency (EACEA). Neither the European Union nor EACEA can be held responsible for them.